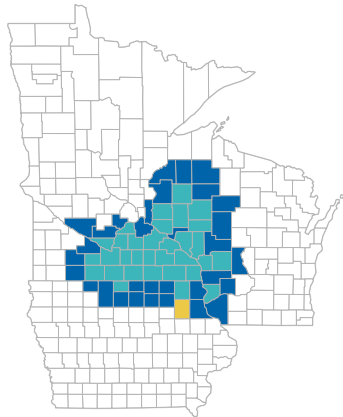


Population by County

Select a county IA, Catchment County, Fayette

Fayette County Population Total: 19,650

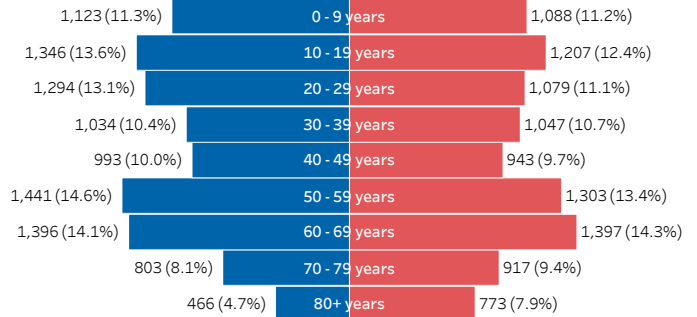


- Catchment County
- Catchment County (MCHS)
- Selected County
- Non Catchment County

Cancer Incidence & County Population Pyramid

State Cancer Yearly Avg	County Cancer Yearly Avg
19,110	135 (0.7%)

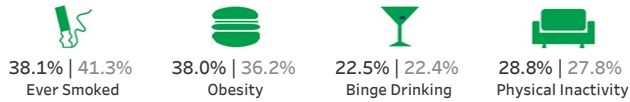
County Level US Census Age & Sex Breakdown



Male

Female

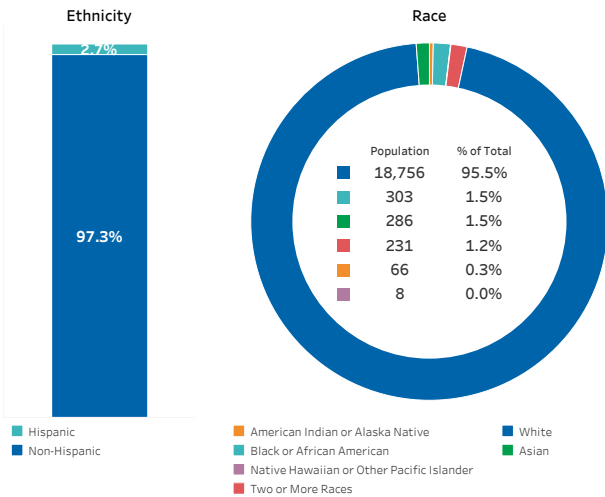
Risk Factors (Fayette County | Iowa)



Socioeconomic Factors (Fayette County | Iowa)



US Census Demographics Breakdown



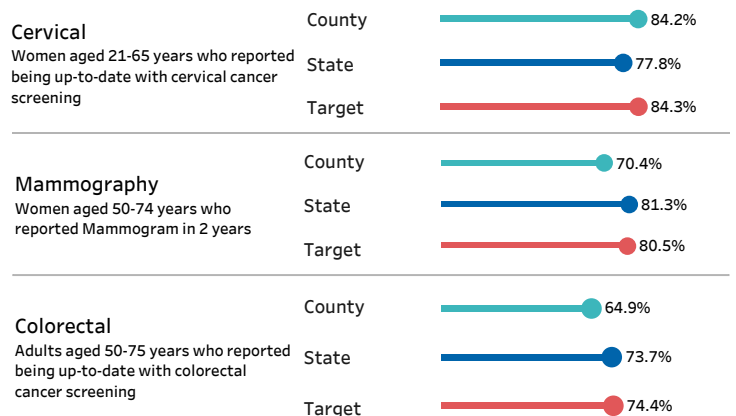
Top 5 Cancer Age-Adjusted Incidence & Mortality per 100k

Cancer Type | Cancer Incidence (5-Yr Avg) | Mortality (5-Yr Avg)

Cancer Metrics by Type of Cancer

Cancer Type	Cancer Incidence 5-Yr Age-Adjusted per 100k	Mortality 5-Yr Age-Adjusted per 100k
Breast	128.0	0.0
Prostate	109.2	0.0
Lung & Bronchus	59.4	38.5
Colon & Rectum	44.8	14.3
Uterus	37.1	0.0
Melanoma of the Skin	33.6	0.0
Bladder	22.7	0.0
Non-Hodgkin Lymphoma	21.8	0.0
Kidney & Renal Pelvis	20.3	0.0
Leukemia	15.1	0.0
Oral Cavity & Pharynx	14.5	0.0
Pancreas	12.3	0.0
Brain & ONS	0.0	0.0
Cervix	0.0	0.0
Esophagus	0.0	0.0
Liver & Bile Duct	0.0	0.0
Ovary	0.0	0.0
Stomach	0.0	0.0
Thyroid	0.0	0.0
Uncategorized	0.0	0.0

Cancer Screening (Age-Adjusted Prevalence) \*



Data Sources: Incidence and Mortality from State Cancer Profiles (for FL, AZ, WI, IA, MN data from MN Dept. of Health), Risk Factors & Screening from CDC, SES from County Health Ranking, US Population data from census.gov  
Cancer Incidence is a yearly average based on a 5-yr period from (2015-2019), Mortality is a yearly average based on a 5-yr period from (2016-2020)

\*Target information from Healthy People 2030 Preventive Cancer Care Objectives